




emmegi


Aluminium
Steel
Pvc

en #1



Machining 4th face of profile

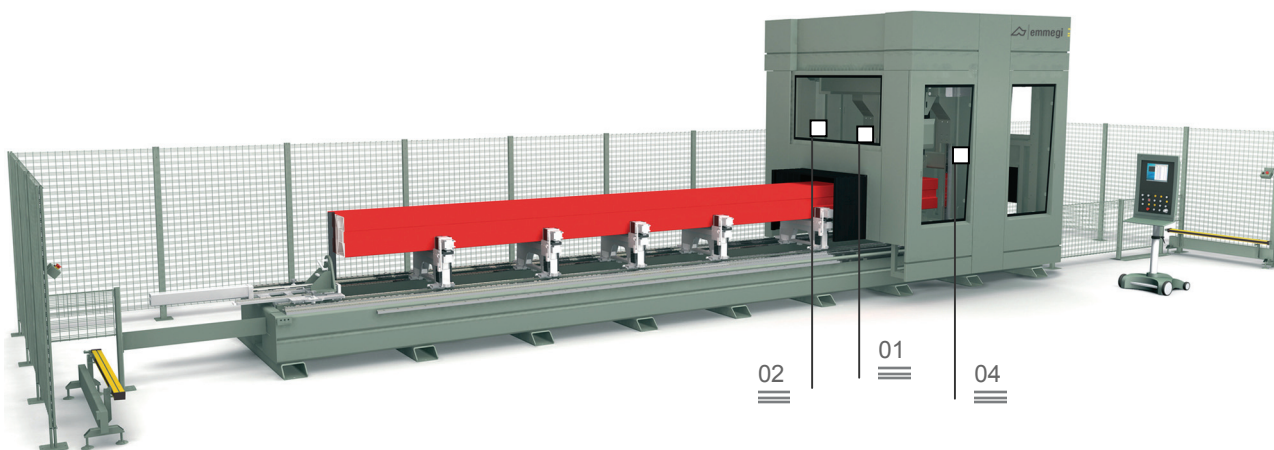
01



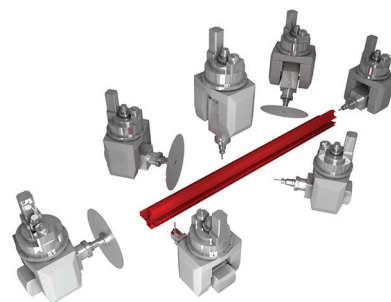
Tool magazine

02

Planet Machining centre



5-axis CNC machining centre with mobile gantry, designed for milling, drilling, thread-cutting and slotting operations on bars or workpieces made of aluminium, PVC, light alloys in general and steel, with section up to 400 x 400 mm and length variable up to 15 metres. Behind the column there is provision (optional) for installing a cutting unit with blade dia. 550 mm, serving for making the separation cuts directly on the unmachined bar. The high power (16.8 kW S1) electro-spindle with HSK63F toolholder, allows performing the various machining operations including heavy duty ones. The 16-place rotary disc tool magazine (N/C axis) can also contain angle machining heads for machining on the bottom face. A blade tool dia. 450 mm is seated in a special extra place. The machine can be used in double mode for minimizing machine downtimes during workpiece loading/unloading. It is also possible to machine workpieces having different codes and machining operations between the two work areas.



Double mode


03

Additional cutting module

04

Automatic vice positioning

05



01

Machining of 4th face of profile

Very useful for small milling and drilling jobs on the bottom face of the profile without having to reposition. The control software guides the operator through programming the machining operations with the same rapidity and accuracy as the machining operations programmed on the other faces.

02

Tool magazine

The 16-place rotary (N/C axis) tool magazine is located to the side of the mobile gantry in a position easily reachable by the electro-spindle. Its drop-away movement enables the tool magazine to enter the work area during the automatic tool change phase and to retract to a position protected from swarf during the machining phase. This tool magazine can accommodate angle machining heads for working on the bottom face. A blade tool, dia. 450 mm is seated in a special additional place.

03

Double mode

Work system which allows minimizing machine downtimes as the machine can be divided into 2 parts thanks to a photocell safety system, hence the operator can change the workpiece in one area while the machine performs the various operations in the other. All this comes with the possibility of loading and machining workpieces with different codes and machining operations between the 2 areas. Such solution means the machine can be used to great advantage in widely different fields of application.

04

Additional cutting module

This complete and innovative unit allows high-speed cuts at 90° of radial type with large cutting capacity and under fully safe conditions. The perpendicular movements of the cutting unit are powered by two Brushless motors. The brake motor driving the blade rotation is rated at 5.5 kW. An efficient minimum quantity lubrication system ensures appropriate lubrication of the blade during cutting.


05

Automatic vice positioning


The machine software, in relation to the workpiece length and machining operations, is able to determine the exact position for each vice set under fully safe conditions. The automatic vice positioner performs the positioning of each vice set at max. speed and with great accuracy, thus avoiding long downtimes and risks of collision hence the machine can easily be used also by less skilled operators.



Single-piece mode (right and left)



Double mode



Cutting and separation from the full bar

AXIS TRAVEL

X AXIS (longitudinal)	10000 15000
Y AXIS (cross)	1200
Z AXIS (vertical)	800
B AXIS (vertical – horizontal rotation)	0° + 240°
C AXIS (rotation, vertical axis)	0° + 360°

POSITIONING SPEED

X AXIS (m/min)	55
Y AXIS (m/min)	64
Z AXIS (m/min)	32
B AXIS (°/min)	5220
C AXIS (°/min)	5220

ELECTRO-SPINDLE

Max. power rating (S1) (kW)	16
Max. speed (rpm)	22000
Max. torque (Nm)	19
Tool taper	HSK-63F

AUTOMATIC TOOL MAGAZINE ON BOARD SLIDE

Number of tools in magazine (plus angle machining head)	16 + 1
Max. tool size loadable in the magazine	Ø=80 L=190
Max. blade size loadable in the magazine	Ø=450 L=122

MACHINABLE FACES

With straight tool (top face, side faces, ends)	5
With angle machining head (top face, side faces, ends, bottom face)	1 + 2 + 2 + 1
With blade tool dia. 450 mm (top faces, side faces, ends)	1 + 2 + 2

MACHINING CAPACITY (Base x Height x Length)

Max. workpiece size machinable on 1 face with tool length (A) L=65mm plus toolholder (B) L=140mm	400 x 400 x 10000 400 x 400 x 15000
Max. workpiece size merchantable on 3 faces with tool length (A) L=65mm plus toolholder (B) L=140mm	400 x 400 x 10000 400 x 400 x 15000
Max. workpiece size machinable on 5 faces with tool length (A) L=65mm plus toolholder (B) L=140mm	400 x 400 x 9200 400 x 400 x 14200

TAPPING CAPACITY

With tap on aluminium and through hole	M12
--	-----

WORKPIECE CLAMPING

Max. number of vices	12
Max. number of vices per area	6